

Trysting Tree Players Club
Local Rules
(Revised January 1, 2023)

The most current **USGA Rules of Golf**, and the following **Local Rules**, subject to amendment by the Trysting Tree Players Club (TTPC) Committee, governs tournament play in all TTPC Golf Tournaments.

The TTPC Committee makes the following Local Rules as provided in the Rules of Golf, and consistent with the policy established in the Rules of Golf.

Unless otherwise specified, the penalty for breach of a Local Rule or a Condition of Competition is two strokes in stroke play and loss of hole in match play.

Playing Tees for TTPC Competitions:

Default tee assignments will be determined by the player's index on the cut-off date for entries in competition. The index ranges and tee assignments will be used to establish the shortest tees available to the player. Player may choose to play from tees that are "longer" provided the Competition Committee is informed at the time the player registers for the Tournament.

Men's Index

+10 to 0	White
0.1 to 10	White-Grey
10.1 to 20	Grey
20.1 to 30	Grey-Orange
30.1 and above	Orange

Women's Index

+10 to 0	Grey
0.1 to 15	Grey-Orange
15.1 and above	Orange

Out-of-Bounds:

- 1) The inside points at ground level of white boundary stakes or white paint lines on the ground on holes 4 (left of hole near power poles adjacent to hwy 34), 5 (left side), and 14 (east of green).
- 2) The inside points of the Property boundary fence on holes 10 (right side), 11 (right side), 12 (right side), 13 (right side), and 15 (left side),
- 3) Paved areas behind 9 green around pro shop and behind 18 green

No Play Zones:

- 1) In NO case shall a player play a ball from the driving range due to safety considerations. The Driving Range is defined by the east inside point of the pole closest to the clubhouse and paved parking area, and on the south end by the pole closest to the Hwy 34, and by the east inside points of the poles to the left of #3

fairway. It is a No Play Zone to be treated as a red penalty area. Penalty relief must be taken outside of this area under Rule 17.1e. The poles, whether standing or laying on the ground, are in the general area and are defined as an Abnormal Course Condition. If the player's ball is in the general area, free relief may be taken from the poles and netting under Rule 16.1.

- 2) In NO case shall a player play a ball from the open pit right of #4 green. The area defined by the high grasses around the pit or a white or red line, is a No Play Zone that is to be treated as red penalty area. Penalty relief must be taken outside of this area under Rule 17.1e.

Aeration Holes:

Model Local Rule E-4 is in effect. During periods of course aeration, if a player's ball lies in or touches an aeration hole:

- 1) Ball in General Area: The player may take free relief once by placing the original ball in and playing it from this relief area:
 - reference point: spot of original ball.
 - within 6 inches from reference point,
 - and must not be nearer the hole than the reference point, and be in the general area.
- 2) Ball on Putting Green: The player may take relief under Rule 16.1d.

But, interference does not exist if the aeration hole only interferes with the player's stance or area of intended swing or, on the putting green, on the player's line of play.

Immovable Obstructions Close to the Putting Green:

Model Local Rule F-5.1 is in effect. Relief from interference by an immovable obstruction may be taken under Rule 16.1.

The player has an extra option to take relief when such immovable obstructions are on or close to the putting green and on the line of play:

Ball in General Area: The player may take relief under Rule 16.1b if an immovable obstruction is:

- On the line of play, and is:
 - On or within two club-lengths of the putting green, and
 - Within two club-lengths of the ball.

But complete relief must be taken, which includes both physical and line of play interference.

Exception – No Relief if Line of Play Clearly Unreasonable. There is no relief under this Local Rule if the player chooses a line of play that is clearly unreasonable.

Penalty Areas:

- 1) Ditches on holes #10 and right of #11 and left of #18 in the ditch below the trees shall be played as red penalty areas. The boundary of the penalty area is determined by red paint lines on the ground or the water level when red lines are not present. Tall grass left uncut in the ditch is an indication of the penalty areas in the absence of red stakes or lines.
- 2) The pond to the right of holes #7 and #17, the pond to the left of holes #11 and #17, and the fish ponds behind the 15th green are to be played as red penalty areas.
- 3) The river sides of holes #6, #8, #14, and #16 are to be played as red penalty areas.

Dropping Zones:

If a player's ball is in the red penalty area in front of the #10 teeing area, or running along the right side of #10, including when it is known or virtually certain to be in that penalty area even though not found, the player has these relief options, each for one penalty stroke:

- The player may take relief under Rule 17.1 or
- As an extra option, the player may drop the original ball or another ball in the dropping zone which is defined as the teeing ground furthest north and east of the ditch. The dropping zone is a relief area under Rule 14.3.

Protection of Young Trees:

Model Local Rule E-10.2 is in effect. The young trees identified by a stake are abnormal course conditions. The player may take relief under Rule 16.1.

Preferred Lies (Also known as Winter Rules):

When adverse conditions are present throughout the course the use of the following local rule will be announced:

Model Local Rule E-3 will be in effect.

When a player's ball lies in a part of the general area, the player may take free relief once by placing the original ball or another ball in and playing it from this relief area:

- reference point: spot of original ball.
- within 6 inches from reference point,
- and must not be nearer the hole than the reference point, and be in the general area.

Scorecards and Computer Posting:

Properly signed and attested score cards shall be turned in to the committee at the scoring table immediately following the stipulated round per Rule 3.3 in all Stroke Play tournaments. All tournament rounds will be posted to the handicap system by the Handicap Committee. For the Match Play Tournament only, scores cards will be signed by both players and turned in to the pro shop immediately following the match round. Once the card is turned over to the committee it is deemed officially submitted. ALL ROUNDS in TTPC Tournaments are Competition (C) rounds.

Alternative to Stroke and Distance for a Ball That is Lost or Out of Bounds:

Model Local Rule E-5 is in effect except for TTPC Stroke Play and Match Play Tournaments.

When a player's ball has not been found or is known or virtually certain to be out of bounds, the player may proceed as follows rather than proceeding under stroke and distance.

For **two penalty strokes**, the player may take relief by dropping the original ball or another ball in this relief area (see Rule 14.3):

Two Estimated Reference Points:

a. **Ball Reference Point:** The point where the original ball is estimated to have:

- Come to rest on the course, or
- Last crossed the edge of the course boundary to go out of bounds.

b. **Fairway Reference Point:** The point of fairway of the hole being played that is nearest to the ball reference point, but is not nearer the hole than the ball reference point.

For purposes of this Local Rule, "fairway" means any part of the general area cut to fairway height or less.

If a ball is estimated to be lost on the course or last crossed the edge of the course boundary short of the fairway, the fairway reference point may be a grass path or a teeing ground for the hole being played cut to fairway height or less.

Size of Relief Area Based on Reference Points: Anywhere between:

- A line from the hole through the ball reference point (and within two club-lengths to the outside of that line), and
- A line from the hole through the fairway reference point (and within two club-lengths to the fairway side of that line).

But with these limits:

Limits on Location of Relief Area:

- Must be in the general area, and
- Must not be nearer the hole than the ball reference point.

Once the player puts a ball in play under this Local Rule:

- The original ball is no longer in play and must not be played.
- This is true even if the ball is found on the course before the end of the three-minute search time (see Rule 6.3b).

But the player may not use this option to take relief for the original ball when:

- That ball is known or virtually certain to have come to rest in a penalty area, or

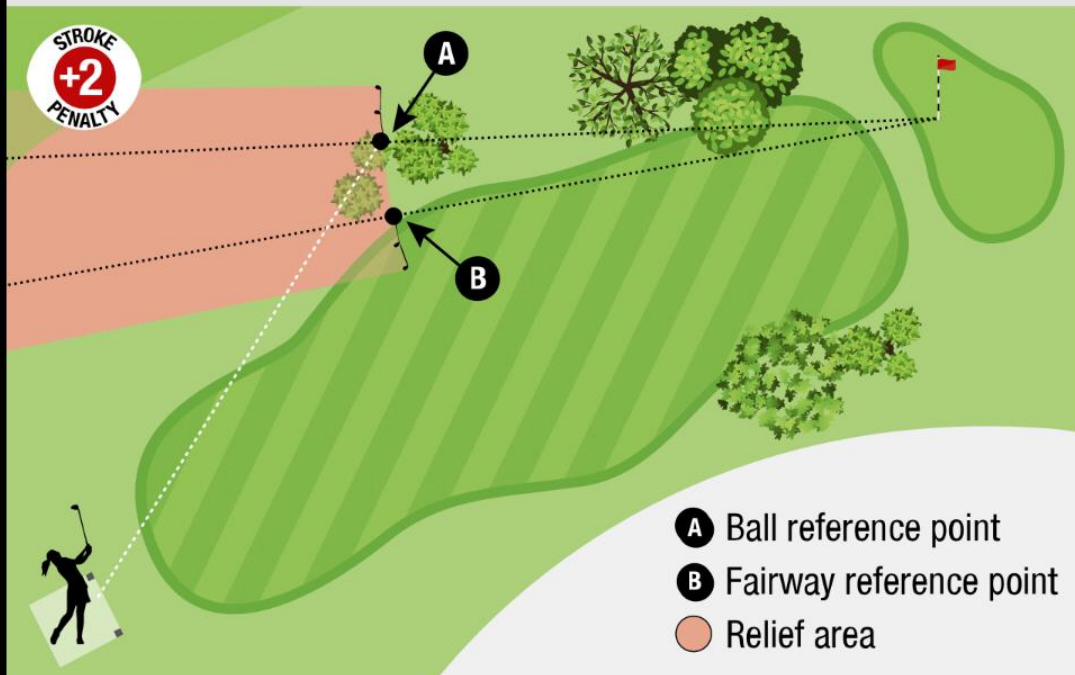
- The player has played another ball provisionally under penalty of stroke and distance (see Rule 18.3).

A player may use this option to take relief for a provisional ball that has not been found or is known or virtually certain to be out of bounds.

See explanatory diagrams on the following three pages:



MLR E-5 DIAGRAM 1: BALL NOT FOUND



When a player's ball has not been found, the player may take stroke-and-distance relief, or when Model Local Rule E-5 is introduced, the player has the additional option to drop a ball in and play from the relief area described below for two penalty strokes:

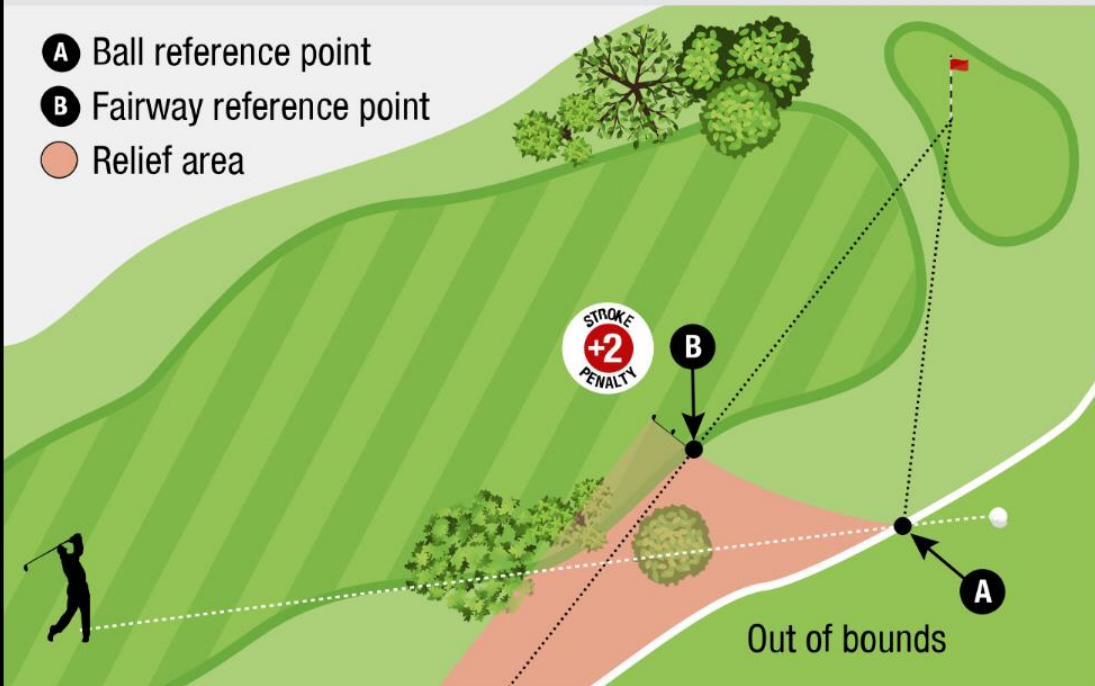
Reference Points	Size of Relief Area	Limits on Relief Area
<p>A. Ball Reference Point: The point where the original ball is estimated to have come to rest on the course (point A)</p> <p>B. Fairway Reference Point: The point of fairway of the hole being played (point B) that is nearest to the ball reference point, but is not nearer the hole than the ball reference point</p>	<p>Anywhere between:</p> <ul style="list-style-type: none"> A line from the hole through the ball reference point (point A) (and within two club-lengths to the outside of that line), and A line from the hole through the fairway reference point (point B) (and within two club-lengths to the fairway side of that line) 	<p>The relief area:</p> <ul style="list-style-type: none"> Must not be nearer the hole than the ball reference point, and Must be in the general area

Player Notes:

As the relief area is likely to be very large, the ball could roll a considerable distance from the spot where it first strikes the ground and not need to be dropped again.

MLR E-5 DIAGRAM 2: BALL OUT OF BOUNDS

- A** Ball reference point
- B** Fairway reference point
- Relief area



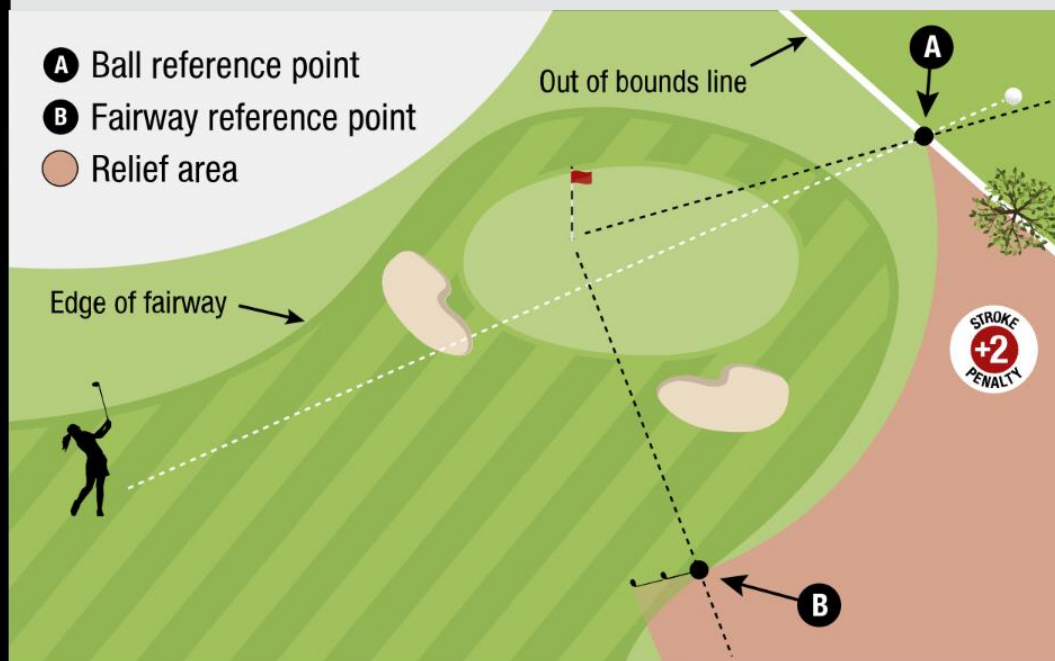
When a player's ball is known or virtually certain to be out of bounds, the player may take stroke-and-distance relief, or when Model Local Rule E-5 is introduced, the player has the additional option to drop a ball in and play from the relief area described below for two penalty strokes:

Reference Point	Size of Relief Area	Limits on Relief Area
<p>A. Ball Reference Point: The point where the original ball is estimated to have last crossed the edge of the course boundary to go out of bounds (point A)</p> <p>B. Fairway Reference Point: The point of fairway of the hole being played (point B) that is nearest to the ball reference point, but is not nearer the hole than the ball reference point</p>	<p>Anywhere between:</p> <ul style="list-style-type: none"> A line from the hole through the ball reference point (point A) (and within two club-lengths to the outside of that line but still on the course), and A line from the hole through the fairway reference point (point B) (and within two club-lengths to the fairway side of that line) 	<p>The relief area:</p> <ul style="list-style-type: none"> Must not be nearer the hole than the ball reference point, and Must be in the general area

Player Notes:

As the relief area is likely to be very large, the ball could roll a considerable distance from the spot where it first strikes the ground and not need to be dropped again.

MLR E-5 DIAGRAM 3: BALL NOT FOUND OR OUT OF BOUNDS CLOSE TO GREEN



When a player's ball has not been found or is known or virtually certain to be out of bounds, the player may take stroke-and-distance relief, or when Model Local Rule E-5 is introduced, the player has the additional option to drop a ball in and play from the relief area described below for two penalty strokes:

Reference Points	Size of Relief Area	Limits on Relief Area
<p>A. Ball Reference Point: The point where the original ball is estimated to have come to rest on the course or last crossed the edge of the course boundary to go out of bounds (point A)</p> <p>B. Fairway Reference Point: The point of fairway of the hole being played (point B) that is nearest to the ball reference point, but is not nearer the hole than the ball reference point</p>	<p>Anywhere between:</p> <ul style="list-style-type: none"> • A line from the hole through the ball reference point (point A) (and within two club-lengths to the outside of that line), and • A line from the hole through the fairway reference point (point B) (and within two club-lengths to the fairway side of that line) 	<p>The relief area:</p> <ul style="list-style-type: none"> • Must not be nearer the hole than the ball reference point, and • Must be in the general area

Player Notes:

As the relief area is likely to be very large, the ball could roll a considerable distance from the spot where it first strikes the ground and not need to be dropped again.